

Inspection Data Summary Report

BETA This is a new service – your [feedback](#) will help us to improve it.

Hunslet Moor Primary School

URN: 107951 LAESTAB: 3832475 Local authority: Leeds

Phase of education: Primary Type of education: Community School

Release information: Provisional 2023 Phonics, Provisional 2023 KS1, Provisional 2023 KS2

Release date: 18 October 2023 [IDSR news page \(https://www.gov.uk/guidance/idsr-news-and-updates\)](https://www.gov.uk/guidance/idsr-news-and-updates)

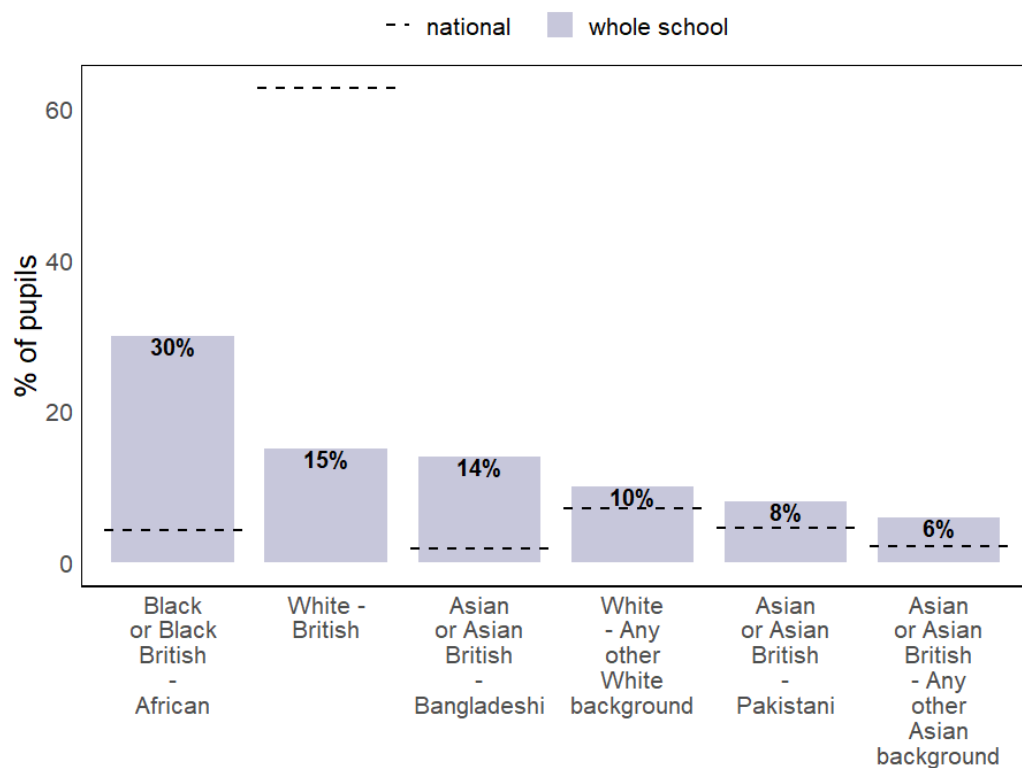
School characteristics

	2021	2022	2023
School number on roll	Well above average 458	Well above average 473	Well above average 469
School % FSM	Well above average 42	Well above average 44	Well above average 40
School % SEND support	Close to average 12	Close to average 14	Well above average 19
School % EHC plan	Well below average 0	Well below average 0.4	Well below average 0.9
School % EAL	Well above average 56	Well above average 53	Well above average 50
School % stability	Well below average 63	Well below average 62	Well below average 67
Pupil base deprivation	Well above average	Well above average	Well above average
School location deprivation	Well above average	Well above average	Well above average

- The proportion of pupils eligible for FSM (30%) in year 2 is low compared to other year groups.
- The proportion of pupils eligible for FSM (58%) in year 5 is high compared to other year groups.

Ethnicity

Groups that represent 5% or more of the overall cohort



► [Table](#)

SEND characteristics

Type of resourced provision: No resourced provision

Number of pupils with SEND who are also FSM and/or CLA: 39

SEND support (78)

SEND primary need

	R	Y1	Y2	Y3	Y4	Y5	Y6	Total
Specific Learning Difficulty	0	0	0	0	0	2	1	3
Moderate Learning Difficulty	1	0	6	2	3	6	3	21
Social, Emotional and Mental Health	0	0	0	2	2	2	4	10
Speech, Language and Communication Needs	14	3	6	4	2	5	3	37
Autistic Spectrum Disorder	0	1	1	2	0	3	0	7
Year group totals	15	4	13	10	7	18	11	78

EHC plan (4)

SEND primary need

	R	Y1	Y2	Y3	Y4	Y5	Y6	Total
Social, Emotional and Mental Health	0	0	0	0	1	0	0	1
Physical Disability	0	1	0	0	0	0	0	1
Autistic Spectrum Disorder	0	1	1	0	0	0	0	2
Year group totals	0	2	1	0	1	0	0	4

Staffing

- *There is nothing to highlight for the proportion of education support staff relative to teaching staff.*
 - Per pupil spending was in the highest 20% of similar schools in 2021/22 for: Staff development and training, Agency supply teaching staff, Educational consultancy, Supply teaching staff.
 - *There is nothing to highlight for teachers with at least one period of sickness absence in 2021/22 or 2020/21.*
 - 15 days on average were lost to teacher sickness absence in 2021/22. This was in the highest 20% nationally.
 - At the time of the November 2022 census, there were no full-time vacant teacher posts in the school.
 - *There is nothing to highlight for staff turnover in 2021, 2020 or 2019.*
-

Links to alternative provision and other providers

There were no links identified for this school from the January 2023 census.

Absence






- Overall absence (7.7%) was in the **highest** 20% of all schools in 2021/22. *There is nothing to highlight for overall absence compared to schools with a similar level of deprivation in 2021/22.*
 - Persistent absence (26.4%) was in the **highest** 20% of all schools in 2021/22. *There is nothing to highlight for persistent absence compared to schools with a similar level of deprivation in 2021/22.*
-



Suspensions & permanent exclusions

Whole school

- *For the whole school, there is nothing significant or exceptional to highlight for total suspensions compared to all schools in 2021/22, therefore no conclusions can be drawn from this data.*
- *For the whole school, there is nothing significant or exceptional to highlight for repeat suspensions compared to all schools in 2021/22, therefore no conclusions can be drawn from this data.*
- The 1 pupil in the whole school with a suspension in 2021/22 was suspended once.
- The 1 suspension in the whole school in 2021/22 was for **physical assault against an adult**.
- There were no permanent exclusions in the whole school in 2021/22. The national average for this year was close to zero. There were no permanent exclusions in the previous two years either.

Progress and attainment at key stages 1 and 2

-  School difference from national has improved from comparator year
-  School difference from national has improved slightly from comparator year
-  Similar to comparator year or fewer than 11 pupils
-  School difference from national has weakened slightly from comparator year
-  School difference from national has weakened from comparator year

	2023 cohort/entries	Performance in 2023	2023 value	2023 nat value	1 year	4 year
Reading KS1 expected standard %	58	Sig below national and 11th percentile	53	68	—	
Mathematics KS1 expected standard %	58	Sig below national and 15th percentile	59	70	—	—
Writing KS2 progress	53	Sig above national and 84th percentile	2.3	0.0	—	—
Mathematics KS2 progress	53	Sig above national and 77th percentile	1.8	0.0	—	—
RWM KS2 expected standard %	61	Sig below national and 6th percentile	31	59	—	
Reading KS2 expected standard %	61	Sig below national and 2nd percentile	41	73		
Writing KS2 expected standard %	61	Sig below national and 14th percentile	57	71	—	—
Mathematics KS2 expected standard %	61	Sig below national and 15th percentile	57	73	—	—
Reading KS2 high standard %	61	Sig below national and 10th percentile	13	29	—	—

► [Non-significant data](#)

- Of the 59 year 1 pupils, 10 did not meet the **phonics expected standard** and 5 did not sit the test. There were 19 pupil(s) that were screened for phonics in year 2 in 2023; 11 of those met the expected standard.

Pupil groups

Primary - 2023 data

	FSM and/or CLA	Low prior	Middle prior	High prior
Reading KS2 progress	—	—	Sig below national	—

Absence - 2021/22

No pupil groups were highlighted for this school.

[News and updates](#) [Cookie policy](#) [Accessibility statement](#)
[Privacy notice](#)

OGI

All content is available under the [Open Government Licence v3.0](#), except where otherwise stated

© Crown copyright