



Scavengers and Settlers

Year 4 Topic – Spring term

What does History look like in Year 4?

Spring – Scavengers and Settlers



During the Autumn term of Year 4, children are taught negative numbers in maths for the first time. For this reason we wait until the Spring term of Year 4 to begin any history topic that took place before the common era. For the rest of their time at Hunslet Moor, children will look at history topics in a chronological order enabling them to gain a secure understanding of how all the units fit together into a timeline. The same format of timeline is used across all year groups in school and are simply built on each year to ensure that children see history as one big picture and not each topic as a stand alone period of time.

This unit of work covers the children's learning in the statutory topic of **Britain from the Stone Age to the Iron Age**. Children start by looking at the life of a hunter gatherer in Stone Age Britain and thinking about the types of evidence we have used to find out about that period. Children look at cave paintings from that time and investigate a range of artefacts to think about life at that time. They move onto learning about Stonehenge and what we know about its purpose. Next they look at the settlement of Skara Brae and what this tells us about life as we move in to the Bronze Age.

During the Bronze Age, life became more settled and less nomadic with farming replacing the hunter gatherer lifestyle, children look at this change in National life and learn about these changes. Finally children learn about life in the Iron age and some of the art and artefacts that have been left behind before finishing this unit by completing an end of unit quiz and an extended write to demonstrate their learning.





In Year 4 pupils are taught


The earliest civilisations, and by using their developing knowledge of negative numbers in maths, develop an understanding of BCE.

Children learn about Ancient Egypt in more depth and some of the achievements of that civilisation allowing them to compare and contrast it with the achievements of Ancient Greece.

Children will learn how different sources can contradict each other and are developing an understanding of how reliable different sources are.

Children will learn how to organise their learning and demonstrate it in an organised and structured way, using appropriate technology

Children took part in a VR session to experience life in the Stone Age



Thursday 11th January 2024

Let's begin to understand the concept

of Prehistory and Chronology

Why the neolithic was

the start of writing

stone age
paleolithic

mesolithic

neolithic

bronze age

iron age



in the stone age they used wool

in the winter they wore animal

skin for warmth but in the summer

in the bronze age they used bronze

in the iron age they used iron

in the iron age there were so much
fighting more people even started
fighting.

they wear grass

to fool

them



Thursday 18th January 2024

L.O. To understand what life would have been like as a hunter gatherer

Stone Age Survival: Threat or Asset?

Circle the threats in red and the assets in green.

Well done Nathan!

Stone age cafe

Menu

APPETIZER

Colourful wild berries

FIRST COURSE

Cooked fresh fish

MAIN COURSE

Roasted flame





Grilled mammoth

DESSERT


Mint juniper berries



LO: To discuss what we can learn from stone age artefacts.
 Fill in the table to show how each piece of evidence could be used to tell us about life in the Stone Age.

Artefact	What I can tell for certain	What I can deduce	What else I want to know
 Arrow head	Stone Age people used sharp tools	Stone Age people probably hunted fish or animals	Which animals did people hunt?
 Cooking pot boiling stones	In the Stone Age they boiled stone		they hunted Woolly mammoths. they hunted a reindeer
 Cave drawing of a woolly mammoth	Woolly mammoth where around		they hunted a reindeer. they hunted bull
 Antler Sickle (farming tool)	Antlers were used as tools		they hunted woolly they hunted reindeer

History Lesson 5
 L.O To learn about Stonehenge.



Location
 located on Salisbury plain
 Wiltshire


When was it built?
 began around 5000 years

How was it built?
 Digging the henge - a circle ditch - with six-foot high bank.

How does it work with the sun?
 to mark it but not

Why is it important?
 The Slaughter Stone looks red when it is wet because it has iron in it. it is important because it teaches people about the Stone Age.

Did You Know...?
 Stonehenge was largely abandoned after 1600 BC.




A few of the carefully selected texts we use to support our historical learning in reading and writing lessons

